



Paw Prints

Grant Ranch School
5400 S. Jay Circle
Denver, CO 80123

Office
(720) 424-6880

Attendance
(720) 424-6961

January 2019

GRANT RANCH SCHOOL ECE-8

About Paw Prints 2018-2019

These publications are available online @
http://grantranch.dpsk12.org/?page_id=432

Grant Ranch Webpage - <http://grantranch.dpsk12.org>



CLICK IT

Click on the
Ads in this
Newsletter



...to learn more about
these great companies!



Paw Prints is a monthly newsletter for Grant Ranch School. This is an important communication link for parents and includes important happenings at our school.

You can read, download, and print this newsletter monthly on the Grant Ranch Webpage.

<http://grantranch.dpsk12.org>



FOR THE KIDS!

CLICK for
details



COYOTE
LACROSSE



Sport Scholarships Available!
Spring Sport Registrations are OPEN!

WWW.SOUTHJEFF.ORG

6657 W Ottawa Ave, Suite D1
Littleton CO 80128
303-972-9239

Upcoming Events

January 21 – No School - Martin Luther King Holiday

January 26 - Chipotle Fundraiser Night 4:00 – 8:00 pm 8100 S Crestline Avenue

February 1 – No School - Teacher Planning/Professional Day



Yearbook Cover Contest

Yearbook is hosting a yearbook design cover contest for the 2018-2019 Grant Ranch Yearbook. The theme for this year's yearbook is Space.

Here are the contest details:

- Who - All Grant Ranch Students
- What - Design a yearbook cover for a Space Theme. **Your design must be size 8 1/2 inches by 11 inches.**
- When - Your design is due on **Monday, January 28**. Turn your design in to the Art Teacher, Ms. Schiess or the computer teacher, Mrs. Andrew.

Enrollment and SchoolChoice Information

<http://schoolchoice.dpsk12.org>

<http://schoolchoice.dpsk12.org/schoolchoice-round-1/>

continued...

MUCKSUCK .COM



**Family Owned
& Operated**

***Carpet *Tile & Grout *Oriental Rugs *Ducts*Upholstery
*Hardwood *Concrete *Restoration Services**



*We clean every home
as if it were our own.*

303-800-0622 mucksuck.com



THE EARLY WORD - JANUARY 2019



In this issue:

Page 1.....It's time for Choice!
 Page 2.....The Choice Process
 Page 3.....Spotlight on Community Sites
 Page 4.....Spotlight on Kindergarten
 Page 5.....Spotlight on Learning Communities
 Page 6.....Mindfulness Minute, Important Dates, Contact Info.

Digging in to Our Big Vision: How does School Choice lead to Joyful Learning?

We believe that families and children instinctively know how they learn best. Because of this, the opportunity for families to choose early education programming is highly valued, at the district-level and at the department-level.

We are continually striving to provide families and children with choices, regarding educational philosophy and curricular approaches. We know that education is not a "one size fits all" endeavor, therefore we will continue to provide a variety of early education options. When families can make a choice, children are more apt to have joyful, engaged learning experiences!

We encourage families to visit multiple programs when making decisions about preschool and kindergarten. We work to make sure that every neighborhood school choice is high-quality, and we also support families when they seek options outside of their neighborhoods.

In this issue, we'll describe the variety of programs we offer, outline the choice process and timeline, and provide questions for families to consider as they visit school programs.

DPS EARLY EDUCATION UPDATES VOLUME 11, JANUARY 2019

continued...

CENTURYLINK®
PRICE FOR LIFE
 HIGH-SPEED INTERNET

Keep your rate for as long as you keep your plan.

Get reliable Internet at the speed you need to Study, Research and Stream.

Click centurylink.com/schoolnews/

Services and offer may not be available in your area. Restrictions apply.



The DPS Choice Process: Find, Apply, Register!

1

Find

The School Choice department has developed many user-friendly resources, to make the choice process easier than ever. Their website is: <http://schoolchoice.dpsk12.org>

- Use the mobile-friendly **School Finder**
- Read the **Enrollment Guide**
- Attend a **Regional School Expo**, Jan. 15-17, 2019
- Tour individual schools and ask about their approaches to early learning

What do the different ECE and Kindergarten curriculum choices mean?

<p>Creative Curriculum/Project Approach</p> <p>"A comprehensive, research-based curriculum that features exploration and discovery as a way of learning."</p>	<p>Expeditionary Learning</p> <p>"Students and teachers engage in work that is challenging, adventurous and meaningful, so that learning and achievement flourish."</p>	<p>Montessori</p> <p>"A method of education that is based on self-directed activity, hands-on learning and collaborative play. Children make creative choices in their learning."</p>	<p>Reggio-Inspired</p> <p>"Children are capable of guiding their own learning and they form an understanding of themselves and their place in the world through their interactions with others."</p>	<p>Tools of the Mind</p> <p>"Children are engaged in rich make-believe play with peers, have the opportunity for free play, and engage in daily literacy, math and science learning activities."</p>
--	--	--	---	---

Sign into your SchoolChoice account, or create an account. We recommend using your DPS Parent Portal username and password. Once signed in, you can:

Apply during SchoolChoice Round 1, Jan. 15 to Feb. 15, 2019

2

Apply to a school during Round 2 (ECE only)

Apply

If you are new to Denver, apply for Mid-Year Entry to a school other than your neighborhood school

Following Round 1 of SchoolChoice:

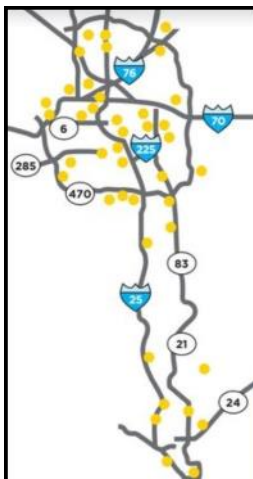
Families will receive their school placement results in late March

Register online or at your school in late summer

3

Register

continued...



We have Smile Generation®-trusted offices in **Westminster, Arvada, Lakewood, Littleton, Highlands Ranch, Colorado Springs** and many other cities.

We connect you with trusted dentists.
1-800-SmileGen | SmileGeneration.com

Spotlight on Community Sites: Connections Lead to Choice



DENVER PRESCHOOL PROGRAM

JOIN US!

7th Annual
PRESCHOOL SHOWCASE
2019

FREE EVENT
SATURDAY, JAN. 12
9 A.M. - 12 P.M.
THE DENVER ZOO
2300 STEELE ST, DENVER, CO 80205
EVENT WILL TAKE PLACE IN HORGREN HALL

The Denver Preschool Program (DPP) created a fun, free and convenient way to learn more about your preschool options and the tuition support available through DPP. The Preschool Showcase offers the opportunity to meet and ask questions of preschool staff and directors from dozens of local preschools and find out how you can lower your monthly tuition payments... all in one convenient place.

IN ADDITION, ENJOY:

- Family-friendly entertainment
- Healthy snacks
- Photo ops with the Minions
- Entry to the zoo
- Early childhood resources

Community Sites offer many choices for families

The DPS Early Education department relies on ongoing partnership and collaboration with Denver Preschool Program and the Denver Early Childhood Council.

We are all committed to improving access to early education for children across the city. When preschool programs across the city work together to increase quality, children and families benefit!

A great way to learn about community preschool offerings and DPS school-based offerings is to attend the DPP Preschool Showcase on January 12, at the Denver Zoo (see attached flyers in English and Spanish).



DPS EARLY EDUCATION UPDATES VOLUME 11, JANUARY 2019

continued...

Give a Gift for Life!
Self-Defense - Focus - Discipline - Fitness

New Student Special
\$49 for 10 Classes
Including Uniform

LITTLETON TAEKWONDO
www.santostkd.com
littletontkd@gmail.com

(303) 933-0500

Spotlight on Kindergarten: The Choice Process in Kindergarten

The transition to Kindergarten is an exciting time for families and kids. In collaboration with community groups such as Road to Reading and Countdown to Kindergarten, we aim to ease the challenges of the transition, and focus on proactive ways to support families.

For more ideas, check out the attached "Getting Ready for Kindergarten" PDF in English and Spanish.

For Kids

- Meet kindergarten students
- Meet the kindergarten teachers
- Read great books about kindergarten!



For ECE Teachers

- Talk with families about kindergarten options in your school and beyond
- Organize and guide visits to kindergarten classrooms (for kids & families)



For School Administrators

- Share information about School Choice fairs
- Be prepared to host school tours and showcase your kindergarten program

For Families

- Visit the kindergarten classrooms in your current school or schools of interest
- Ask questions about how the program fits your child's learning style



For Kinder Teachers

- Connect with current ECE children and families, to share the value of staying in your school program
- Create opportunities for ECE & kindergarten kids to collaborate



WE HAVE A HELPING PARTNER!





CLICK for details



BETTER Your Home, BETTER Your School.

Up to 4% of purchases AT ANY TIME supports our school!



COMMUNITY
all together now

Use Promo Code: **SCHOOL**
ID: **GRS008** or
"Grant Ranch K-8" at check-out!

Lakewood
303-933-3975



Shop
AFW.com

Spotlight on Learning Communities: Digging In To Curriculum Increases Choice Options!

Creative Curriculum and the Project Approach



Montessori Study Group

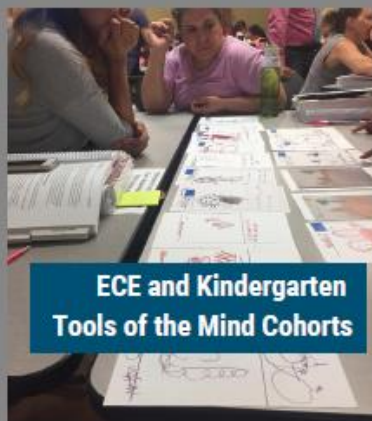


In order to provide the high-quality program choices that we strive for, teachers and paraprofessionals across the district and community are consistently engaged in learning communities to increase their depth of knowledge.

Learning communities have formed to support Creative Curriculum/Project Approach, Montessori practices, Tools of the Mind, and Reggio-Inspired practices. Here are just a few of our learning communities in action!



Reggio-Inspired Learning Spaces



ECE and Kindergarten Tools of the Mind Cohorts



2018 Reggio-Inspired Study Tour

RECEIVE \$250 HOLIDAY CASH REBATE*



HAIL FREE SOLUTIONS
AUTOMOTIVE PAINLESS DENT REPAIR

VALET SERVICE FROM THE CLOSEST ENTERPRISE LOCATION TO YOU

AUTO HAIL REPAIR AT NO COST TO YOU!



We waive most deductibles



FREE rental car provided

We work with all Insurance

Hail Damage?

Call
1-888-511-HAIL
or **CLICK HERE**
to visit
hailfreesolutions.com

*Upon completion of repairs, not to be combined with any other offers.

Mindfulness Minute: From the Field



This month's mindfulness feature comes from Hazuki Tochiyama and Jean Smith, at Pascual LeDoux Academy. Along with teammates, they've spearheaded a #radicalselfcare campaign (inspired by Dr. Franita Ware), which includes yoga practice on Monday afternoons in their cafeteria. We think you're all om-azing!

If you'd like to win a prize, submit your best mindfulness idea to elise_edwards@dpsk12.org!

Important Dates



- Jan. 7 First day back for students
- Jan. 9 SW Kindergarten Fair at Pascual LeDoux Academy
- Jan. 12 DPP Preschool Showcase for families
- Jan. 15 DPS Choice window opens
- Jan. 15 - 17 DPS Regional School Expos
- Jan. 28 TS Gold winter checkpoint due for DPS ECE & Kindergarten

How to Find Us

In person:

9th Floor, 1860 Lincoln St., Denver CO 80203

On the phone:

720-423-2678, 720-423-2679 or 720-423-2676

On a computer:

<http://earlyeducation.dpsk12.org/>



DPS EARLY EDUCATION UPDATES VOLUME 11, JANUARY 2019



Located on Chatfield Reservoir, we offer camps where kids can learn to sail, kayak, paddleboard and more! Beginners welcome, ages 6-14.

See you on the water!

(303) 697-7433

info@coloradowatersports.com

Sponsor This School!

YOUR NAME HERE

Click [HERE](#)
Contact Us Today!

Rob Mangelson
(720) 878-4107

Rob@tscacolorado.com

The School Communications Agency
Supporting Schools & Local Businesses



HOW TO CHOOSE THE RIGHT PRESCHOOL FOR YOUR CHILD

QUALITY PRESCHOOL CAN HELP YOUR CHILD GET A STRONG START ON THE PATH TO LIFELONG LEARNING

WHERE TO BEGIN

Start with what you know about your child; you know better than anyone where they are most likely to thrive.

With over 250 preschool partners, the Denver Preschool Program offers a variety of choices across the Denver area. These choices range from family child care homes and center-based programs to preschool classrooms in Denver Public Schools. Regardless of the exact setting or type of program, all of our preschool partners are licensed and undergo a rigorous quality rating process.

All Denver children enrolled in their last year of preschool before kindergarten are eligible for tuition support through the Denver Preschool Program.

5 STEPS TO CHOOSE THE BEST PRESCHOOL FOR YOUR CHILD

- 1 Use our online Find a Preschool tool at DPP.org to check out the location, description, hours of operation, contact information and quality rating of our preschool partners.
- 2 Schedule a visit with your child so you can see how your child feels in the preschool and how staff relates to your child.
- 3 Use our checklist on the back to help you take notes on your visit.
- 4 Enroll your child in your top-choice preschools.

5 GET HELP WITH TUITION

FOR MORE INFORMATION ON
WHAT TO LOOK FOR WHEN
CHOOSING A PRESCHOOL, VISIT
DENVERPRESCHOOL.COM

 303.595.4DPP (4377)



Once enrolled in one of DPP's preschool partner's programs, all Denver families can sign up for tuition support with the Denver Preschool Program.



Find our TUITION CREDIT CALCULATOR, applications and more at DENVERPRESCHOOL.COM

FUNDING
QUALITY
PRESCHOOL
FOR DENVER

continued...

JP HOME EXTERIORS

Roofing * Siding * Windows

Call for a Free Quote

303.921.4467

Visit

JPHomeExteriors.com

Proud Sponsor of Colorado Schools

Sponsor This School!

YOUR NAME HERE

Click [HERE](#)
Contact Us Today!

Rob Mangelson
(720) 878-4107

Rob@tscacolorado.com

The School Communications Agency
Supporting Schools & Local Businesses

 The School
Communications
Agency



CÓMO ELEGIR EL PROGRAMA PREESCOLAR ADECUADO PARA SU NIÑO/A

UNA EDUCACIÓN PREESCOLAR DE CALIDAD PUEDE AYUDAR A SU NIÑO/A A EMPEZAR BIEN EL CAMINO DEL APRENDIZAJE DURADERO

¿QUÉ PUEDE HACER PARA INICIAR SU BÚSQUEDA?

Comience con lo que sabe sobre su niño/a; usted conoce mejor que nadie en qué ambiente se desarrollará mejor.

Con más de 250 programas preescolares asociados, el Programa Preescolar de Denver le ofrece una gran variedad de opciones por toda el área de Denver. Estas opciones varían desde programas en casas particulares y centros, hasta salones en las Escuelas Públicas de Denver. Sin importar el lugar exacto o tipo de programa, nuestros programas asociados operan bajo licencia y pasan por un proceso riguroso para evaluar su calidad.

Todos los niños de Denver cursando su último año de educación preescolar antes de entrar a kindergarten son elegibles para recibir apoyo financiero a través del Programa Preescolar de Denver.

PARA OBTENER MÁS INFORMACIÓN SOBRE LO QUE DEBE AVERIGUAR ANTES DE ELEGIR UN PROGRAMA PREESCOLAR, VISITE PREESCOLARDENVER.COM

☎ 303.595.4DPP (4377)

5 PASOS PARA ELEGIR EL MEJOR PROGRAMA PREESCOLAR PARA SU NIÑO/A

- 1 Use nuestra herramienta digital UENTRE UN CENTRO PREESCOLAR en PREESCOLARDENVER.COM para ver la ubicación, descripción, horario, información de contacto y nivel de calidad de nuestros programas preescolares asociados.
- 2 Programe una visita al programa preescolar de su elección para ver cómo se siente su niño/a ahí y cómo se relaciona con él/ella el personal.
- 3 Use nuestra lista de control al reverso para ayudarlo a tomar notas sobre su visita.
- 4 Inscriba a su niño/a a los programas preescolares que más le gustaron.

5 RECIBA APOYO FINANCIERO PARA LAS MENSUALIDADES



Una vez que hayan inscrito a su niño/a a uno de los programas preescolares asociados, las familias de Denver pueden aplicar para recibir apoyo financiero a través del Programa Preescolar de Denver.



Visite PREESCOLARDENVER.COM para usar nuestra CALCULADORA DE APOYO FINANCIERO y descargar la solicitud.

FINANCIANDO LA EDUCACIÓN PREESCOLAR DE CALIDAD EN DENVER



LA PRIMERA IMPRESIÓN ES IMPORTANTE CUANDO ENTRA A UN CENTRO PREESCOLAR CON SU NIÑO/A, ¿LE CAUSA UNA BUENA PRIMERA IMPRESIÓN?

USE ESTE ESPACIO PARA TOMAR NOTAS

- Observe cómo responde su niño/a. ¿Los adultos lo/la saludaron e incluyeron en la conversación o solo se enfocaron en hablar con otros adultos?
Observe cómo interactúan las maestras con los niños. ¿Se agachan para hablarles a su nivel? ¿Parecen responder a las necesidades individuales de cada niño escuchándolo atentamente, haciéndole preguntas y usando palabras positivas?
Es importante que el salón de su niño/a contenga una variedad de materiales, juguetes y equipo educativo apropiado para su edad. ¿Hay un lugar para estar tranquilo y un área para el juego dramático?
¿El salón parece estar limpio y seguro con suficientes adultos para supervisar a los niños?


Dotted lines for taking notes.

HAGA PREGUNTAS

- ¿Cuál es la filosofía del programa sobre cómo aprenden los niños?
¿Cuál es el método que usa el programa en relación al comportamiento y la disciplina infantil?
¿Cómo promueven las actividades el desarrollo socioemocional e intelectual de los niños y estimulan su creatividad?
¿Hay espacio y materiales para promover una gran variedad de actividades de desarrollo, desde agarrar un lápiz o una taza hasta correr y brincar?
Camine por el salón y pregúntele a la maestra para qué tipo de actividad está diseñada cada área de aprendizaje.
Ya que cada niño está a un nivel de desarrollo diferente, ¿Cómo apoya individualmente la maestra a cada niño en su aprendizaje?
¿Tiene cada niño un lugar para guardar sus cosas especiales?
¿Cuál es el programa diario? ¿Ofrece el centro actividades en las que a su niño/a le gusta participar y le dan tiempo para explorar?
¿Cómo se comunica la escuela con las familias y con cuánta frecuencia?
¿Le permiten a usted visitar el salón en cualquier momento?
Pida hablar con otros padres cuyos niños asisten a ese programa preescolar.

Dotted lines for taking notes.


GETTING READY FOR KINDERGARTEN!



DENVER
PUBLIC
SCHOOLS

Early Education
Play. Learn. Succeed.

PREPARACIÓN PARA KINDERGARTEN



DENVER
PUBLIC
SCHOOLS

Early Education
Play. Learn. Succeed.


Dear Parents and Families,

Here at Denver Public Schools we look forward to welcoming you and your child to kindergarten. We believe in the potential within each individual child and are committed to their success.

Teaching and learning do not only happen in school. Learning happens when parents and children are interacting and doing activities together. The most important thing you can do is be involved with your children and participate in their education in partnership with their teachers and school.

The suggestions in this booklet of activities have been developed to help your child be successful in the classroom.

Have fun using these daily supports for your child's learning!




Estimados padres y familias:

Estamos deseando darles la bienvenida a Kindergarten de las Escuelas Públicas de Denver tanto a ustedes como a sus hijos. Creemos en el potencial de cada niño en particular y hemos asumido el compromiso de que alcancen el éxito.

La enseñanza y el aprendizaje no solo ocurren en el salón de clases. Los padres y sus hijos aprenden cuando interactúan y participan juntos en actividades. Lo más importante que pueden hacer es estar presentes en la vida de sus hijos y participar en su educación junto con los maestros y la escuela.

Las sugerencias que se incluyen en este folleto de actividades están diseñadas para contribuir al éxito de sus hijos en el salón de clases. ¡Esperamos que se diviertan a diario con estos apoyos para el aprendizaje de sus hijos!



WORKING & PLAYING WITH OTHERS

In kindergarten, children are expected to follow directions, solve problems, and learn through their interactions with others. To be successful they are learning how to:



- Understand their own feelings
- Understand the feelings of others
- Be able to express their emotions effectively
- Calm themselves
- Build relationships
- Communicate in groups

TRABAJAR Y JUGAR CON LOS DEMÁS

En kindergarten, la expectativa es que los niños sigan instrucciones, resuelvan problemas y aprendan mediante sus interacciones con los demás. Para ser exitosos, aprenderán a:



- Comprender sus propios sentimientos
- Comprender los sentimientos de los demás
- Expresar sus emociones eficazmente
- Calmarse
- Forjar relaciones
- Comunicarse en grupo

continued...

WORKING & PLAYING WITH OTHERS

To support your child:

Be aware of your own emotions. Demonstrate what you do to stay calm when situations are stressful (take a deep breath, take a walk, etc).

Use clear simple positive language to communicate acceptable behaviors.

Talk about their feelings and make sure they are used to naming how they are feeling.



Set and explain clear expectations that your child can understand, like bedtime or other household rules. Use gestures or visuals while explaining rules or limits.

Allow time to let your child practice taking care of themselves (going to the bathroom, putting on their shoes, etc).

Provide only as much help as is necessary for your child to complete tasks on their own.

TRABAJAR Y JUGAR CON LOS DEMÁS

Para apoyar a sus hijos:

Sé consciente de tus propias emociones. Demuestre lo que hace para mantener la calma cuando las situaciones son estresantes (tome una respiración profunda, dé un paseo, etc.).

Use un lenguaje simple y positivo para comunicar conductas permitidas.

Hable sobre su sentimientos y asegúrese de que su hijo(a) se acostumbre a expresar cómo se siente.



Establezca expectativas claras y explíquelas de tal manera que su hijo pueda entenderlas, como la hora de irse a dormir u otras reglas del hogar. Usen gestos o recursos visuales para explicar las reglas y límites.

Permita tiempo para que su hijo practique cuidarse a sí mismo (ir al baño, ponerse los zapatos, etc.).

Ofrezca su ayuda solo cuando sea necesario para que su hijo(a) haga la tarea asignada por sí mismo.

WORKING AND PLAYING WITH OTHERS

I Can...

Talk about my own and other people's feelings



Read stories to your child. Talk with your child about why the characters look, feel and act the way they do. When your child is angry, sad or happy, name the feeling and talk about it. "I can see you are angry when you stomp your feet."

Calm myself & express my feelings



Help your child express their feelings. The more you recognize and name their emotions the better your child becomes at interpreting their own emotions. Teach your child to deal with frustrations and anger. Show your child how to take three to five deep breaths to calm their strong emotions.

Build relationships with other children alone and in groups



Find opportunities for your child to play with other children their age. Set up play dates at the park, pool or school playground. Go to story time at the library.

Play games that involve taking turns and sharing like simple card and board games or follow the leader.

Solve problems



Read stories and point out when the characters have a problem. "Uh oh! It looks like Dora has a problem! What do you think she'll do to solve it?" Notice times when your child has a problem. "We only have one apple and you and your brother both want it. That looks like a problem. What can we do to solve it?"

Understand there are different rules for different places



Explain that expectations and rules are different depending on where you are. It is okay to run in the park, but you can't run in a store because you might run into someone.

When your child finishes an activity, expect them to help clean up before they start something new.

TRABAJAR Y JUGAR CON LOS DEMÁS

Puedo...

Hablar sobre mis sentimientos y los de los demás



Lean cuentos a sus hijos. Hablen con sus hijos sobre la apariencia física de los personajes y sobre por qué se sienten y actúan de cierta manera. Cuando sus hijos estén enojados, tristes o felices, díganles el nombre de dicho sentimiento y hablen al respecto. "Veo que estás enojado porque das pisotones".

Calmarme y expresar lo que siento



Ayuden a sus hijos a expresar lo que sienten. Mientras más reconozcan y den nombre a sus emociones, mejores serán sus hijos para interpretar sus propias emociones. Enseñen a sus propios hijos a lidiar con las frustraciones y la ira. Enseñen a sus hijos a respirar profundamente de tres a cinco veces para calmar las emociones intensas.

Forjar relaciones con otros niños individualmente y en grupo



Identifique oportunidades para que sus hijos jueguen con otros niños de su edad. Programe sesiones de juegos en el parque, la piscina o el patio de recreo de la escuela. Asista a las horas de cuentacuentos de la biblioteca. Juegue juegos que impliquen esperar turnos y compartir, tales como juegos simples de cartas, juegos de mesa o de seguir al líder.

Resolver problemas



Lean cuentos juntos e indiquen cuando los personajes tengan algún problema. "¡Oh no! ¡Parece que Dora tiene un problema! ¿Qué crees que hará para resolverlo?". Estén pendientes de las ocasiones en que sus hijos tengan algún problema. "Solo tenemos una manzana y tu hermano y tú la quieren". Eso parece ser un problema. ¿Cómo podemos resolverlo?".

Entender que cada lugar tiene reglas diferentes



Explique que las expectativas y reglas varían según el lugar en donde se esté; que está bien correr en el parque pero que no se debe correr en la tienda porque podría tropezarse con alguien.

Enseñen a sus hijos que, cuando terminen una actividad, la expectativa es que ayuden a recoger antes de que empiecen otra.

continued...

COMMUNICATING WITH OTHERS

Strong language skills help children enjoy learning to read and write. Through conversations, listening to stories read aloud, and engaging in conversations, children learn new words and develop new concepts. Children use language to:



- Express feelings
- Make requests
- Discuss plans
- Gain information
- Understand new ideas
- Solve problems
- Share ideas and stories

COMUNICACIÓN CON LOS DEMÁS

Las destrezas lingüísticas sólidas ayudan a que los niños disfruten de aprender a leer y escribir. Los niños aprenden palabras y conceptos nuevos cuando participan en conversaciones, y les leen cuentos en voz alta. Los niños utilizan el lenguaje para:



- Expresar lo que sienten
- Pedir algo
- Conversar sobre sus planes
- Obtener información
- Entender ideas nuevas
- Resolver problemas
- Compartir ideas e historias

COMMUNICATING WITH OTHERS

To support your child:

Talk often with your child using a wide range of words to describe objects, events and people. Throughout the day use language to describe what you are doing.

Help your child pay better attention to what you are saying by being close to them, at their level, and speaking directly to them.



Be clear and specific when you make requests and give directions. Use gestures and objects to make what you are saying more clear.

Play with your child to help them use and respond to language as they explain, describe and negotiate. Make sure your child is using words to express their needs and wants.

Help your child have conversations by giving your child time to understand and respond to what they hear. Ask open-ended questions to encourage responses. ("What would happen if...?", "Why do you think so?", "How else could you...?").

COMUNICACIÓN CON LOS DEMÁS

Para apoyar a sus hijos:

Hablen con sus hijos a menudo y utilicen una amplia gama de palabras al describir objetos, situaciones y personas. Describan verbalmente lo que hacen a lo largo del día.

Contribuyan a que sus hijos presten más atención a lo que les dicen al hablarles de cerca, a su nivel y directamente.



Sean claros y específicos al pedirles algo y al darles instrucciones. Usen gestos y objetos para hacer que lo que dicen sea más claro.

Jueguen con sus hijos para fomentar el uso del lenguaje y de respuestas que expliquen, describan y negocien. Asegúrense de que sus hijos expresen lo que desean y necesitan verbalmente.

Ayuden a sus hijos a conversar y denles tiempo para comprender y responder lo que se les pregunta. Hagan preguntas de desarrollo que fomenten respuestas. ("¿Qué pasaría si...?", "¿Por qué piensas eso?", "¿De qué otra manera podrías...?").

continued...

COMMUNICATING WITH OTHERS

I Can...

Listen to books and talk about the stories



Provide opportunities for your child to listen to stories read aloud.

Go to story time at your library. Call "Phone-a-Story" to listen to stories songs and rhymes in English & Spanish 720-865-8500.

Play with words and sing together



Read nursery rhymes. Change the first letter of a word to make up silly words. Play a rhyming game: "Let's think about all the words that sound like cat."

Listen to music together. Sing with the radio, sing songs from your own childhood, and make up songs together.

Create plans



With your child, make lists of things you need to do. Together: create meal menus; write grocery lists; help your child list what they will need to get done to be ready for school each day.

Sort items into categories



Ask your child to help you: sort the laundry by color, size, type; sort the silverware by type; sort their toys; sort the groceries.

Use words to talk about my ideas and needs



Ask your child to tell you about their ideas and needs in words, rather than gestures. It may take time for your child to find the words. Wait for them, give them time to process, find their words, and respond. Use open ended questions to help get your child started. Try asking questions like "What do you think about ...?", "Why do you think...?", "How can we...?" "Then what happened after ...?" "That's very interesting, tell me more."

COMUNICACIÓN CON LOS DEMÁS

Puedo...

Escuchar cuentos y hablar sobre ellos



Provean oportunidades para que sus hijos escuchen lecturas de cuentos.

Asistan a las horas de cuentacuentos de la biblioteca. Llamen a "Phone-a-Story" al 720-865-8500 para escuchar cuentos, canciones y poemas en inglés y en español.

Hacer juegos de palabras y cantar con otras personas



Lean poemas infantiles. Cambien la primera letra de una palabra para formar palabras locas. Jueguen a rimar: "Pensemos en todas las palabras que suenan como gato".

Escuchen música juntos. Canten las canciones de la radio y de su niñez, e inventen canciones juntos.

Hacer planes



Con sus hijos, hagan listas de las cosas que hay que hacer. Creen menús de comidas, hagan listas de los comestibles que hay que comprar y ayuden a sus hijos para que enumeren las cosas que deben hacer a fin de prepararse diariamente para la escuela.

Clasificar objetos según distintas categorías



Pídanles a sus hijos que les ayuden a clasificar la ropa que van a lavar según el color, a clasificar los cubiertos según el tipo y a clasificar sus juguetes y los comestibles.

Expresar oralmente mis ideas y necesidades



Pidan a sus hijos que les hablen sobre sus ideas y necesidades, en lugar de comunicarlás mediante gestos. Puede que les tome tiempo identificar las palabras que necesitan para comunicarse. Esperen a que lo hagan, denles tiempo para procesar lo que se les pide e identificar las palabras necesarias, y responder. Háganles preguntas de desarrollo para ayudarles a comenzar. Háganles preguntas como "¿Qué opinas de...?", "¿Por qué piensas eso?", "¿Cómo podemos hacer...?", "¿Y qué pasó después de...?", "Eso suena muy interesante, cuéntame más".

continued...

LEARNING WITH OTHERS

When children have a positive approach to learning they are likely to want to learn more. Play is important for learning. There are many connections between brain development, play and learning. Pretend play supports the development of imagination, school adjustment, memory, language and self-regulation. When they represent objects, events, or people who are not present, children are thinking at a higher level. Children learn to:



- Plan and pursue interesting tasks
- Stay engaged while ignoring most distractions
- Feel eager to learn and be curious about many things
- Change plans if a better idea is thought of or suggested

APRENDIZAJE CON LOS DEMÁS

Cuando los niños experimentan el aprendizaje de manera positiva, es probable que quieran aprender más. El juego es importante para el aprendizaje. Existen muchas conexiones entre el desarrollo cerebral, el juego y el aprendizaje. Los juegos de fantasía fomentan el desarrollo de la imaginación, la adaptación a la escuela, la memoria, el lenguaje y la autorregulación. Cuando juegan a representar objetos, situaciones o gente que en realidad no están presentes, los niños utilizan destrezas de razonamiento elevado. Los niños aprenden a:



- Planificar y llevar a cabo tareas interesantes
- Concentrarse e ignoran la mayoría de las distracciones
- Desear aprender y se preguntan muchas cosas
- Cambiar de planes si se les ocurre o se les sugiere una mejor idea

LEARNING WITH OTHERS

To support your child:

Provide specific positive feedback or support to find solutions. Let them keep turning a puzzle piece until it fits saying, "Keep turning the piece", "Look at the shape, does it match the empty space?", "Does it go with the picture?".

Give positive feedback for your child's effort not the end result.



Help your child see their mistakes as opportunities for learning.

Describe the strategies your child uses when solving a problem. "You're a problem solver. You didn't give up! You tried reaching into the jar to get the balls out, and then you turned the jar over and dumped them out."

Encourage your child in problem solving by offering encouragement, support, and new ideas if needed.

APRENDIZAJE CON LOS DEMÁS

Para apoyar a sus hijos:

Provean comentarios o apoyos positivos y específicos para identificar soluciones. Mientras sus hijos tratan de colocar una pieza de rompecabezas en el lugar correcto, díganles: "Observa la forma, ¿tiene la misma forma que el espacio en donde la quieres colocar?", "¿Se ve como la imagen del lugar en donde la quieres colocar?".

Provean comentarios positivos a sus hijos por el esfuerzo que hagan y no por el resultado final.



Ayuden a que sus hijos perciban sus errores como oportunidades de aprendizaje.

Describan las estrategias que sus hijos aplican cuando resuelven problemas. "Resolviste tus problemas. ¡No te rendiste! Primero, trataste de sacar las pelotas metiendo la mano en el frasco, pero después volteaste el frasco y salieron todas".

Fomenten las destrezas de resolución de problemas de sus hijos al animarlos, apoyarlos y ofrecer ideas nuevas, si corresponde.

continued...

LEARNING WITH OTHERS

I Can...

Plan and persist on tasks



Give your child simple chores or house projects to complete on their own. If a task seems overwhelming, help your child break it down into smaller parts, don't just solve it for them. For example: feeding a pet, setting the table, getting ready for bed by themselves, etc.

Stay on task and ignore most distractions



Support your child in working on a project from beginning to end (this can take a long time). On average, young children can stick with an activity for about 10 minutes. Help your child break-up tasks into a series of shorter chunks and follow through to the end.

Be curious about many things and eager to learn



Respond to your child's explorations and discoveries with enthusiasm and encouragement rather than providing rewards like stickers or prizes. When your child is curious, encourage them to ask questions and support them in finding answers.

Change plans if a better idea is thought of or proposed



Encourage your child to think of different ways to create something using a variety of materials. For example, let them see how many ways they can make a boat using milk cartons, paper tubes, foil etc.

Make mistakes and learn different ways to do things



Allow your child to make harmless mistakes and learn from them. Young children often want their own way. For example, if they don't want to wear their mittens, allow them to experience the cold weather and then decide whether to put on the mittens.

APRENDIZAJE CON LOS DEMÁS

Puedo...

Planificar tareas y ser persistente para llevarlas a cabo



Asignen tareas o proyectos del hogar simples a sus hijos para que los hagan por sí solos. Si alguna tarea parece abrumadora, ayuden a sus hijos a dividirla en partes más pequeñas, pero no las resuelvan ustedes. Por ejemplo, alimentar a la mascota, servir la mesa, prepararse por sí solos para irse a dormir, etc.

Concentrarme en mi trabajo e ignorar la mayoría de las distracciones



Apoyen a sus hijos de principio a fin cuando trabajen en algún proyecto (esto puede tomar bastante tiempo). En promedio, los niños pequeños se concentran en una actividad por 10 minutos. Ayuden a sus hijos a dividir las tareas en una serie de pasos más cortos, y a cumplirlos hasta el final..

Tener curiosidad sobre muchas cosas y estar ansioso de aprender



Muestren entusiasmo por las exploraciones y descubrimientos de sus hijos y alíentelos, en vez de darles recompensas como calcomanías o premios. Cuando sus hijos sientan curiosidad, fomenten sus preguntas y apóyenlos para que den con las respuestas.

Cambiar de planes si se me ocurre o se me sugiere una mejor idea



Animen a sus hijos para que piensen en las distintas maneras en que pueden crear algo con una variedad de materiales. Por ejemplo, díganles que piensen en cuántas maneras hay de hacer un barco con cartones de leche, tubos de cartón, papel aluminio, etc.

Cometer errores y aprender distintas maneras de hacer las cosas



Dejen que sus hijos comenten errores leves y que aprendan de ellos. A menudo, los niños pequeños quieren hacer las cosas a su manera. Por ejemplo, si no quieren usar sus guantes de invierno, dejen que sientan el frío y que tomen la decisión de ponerse los guantes.

continued...

Student Artist Update

Thank you to all of the students who entered the Student Artist contest. We had eight students who showed creativity and risk taking by participating in the contest. It was fascinating to see how the creativity of the students and how each artist placed a different spin on the prompt.

Congratulations to Mariya Kim for being the chosen artist for the Grizzly Super Sleuth project. Her drawing is now the mascot for the Grizzly Super Sleuth. Mariya, age 10, is a 5th grader in Mrs. Castro's class and has been drawing since the age of 5. One of her goals is to become an architect.



Mariya, a 5th grader, standing next to her winning artwork.





**KEN-CARYL
LITTLE LEAGUE
2019 SPRING SEASON**

REGISTRATION OPEN!

Competitive Baseball
Fundamentals, Sportsmanship &
Community Values



www.kcllbaseball.com

Spelling Bee

On December 5, 2018 the top ten students from the Grant Ranch school wide spelling bee attended the first interschool bee at Gust Elementary School. Congratulations to Evan McDaniel and Isabella Abbott for being declared co-champions of the first interschool bee! The next interschool bee will occur on January 24, 2019 at Kaiser Elementary School.



Evan McDaniel and Isabella Abbott
Co-champions of the first interschool school bee



The top ten students from the Grant Ranch school wide spelling bee.



**UNLEASH STRONG!
BE A GIRL SCOUT.**

Troops are forming!



JOIN NOW

girlscoutsofcolorado.org/join

Lost and Found

The lost and found is overflowing with items. Missing a sweater, hat, coat, mittens, pants, or a lunchbox? It very well could be in the lost and found. Please check the lost and found located in the school lobby.

Sponsorship space in this newsletter is extremely affordable! Reach parents in your local community & a significant portion of your investment goes back to the school!
Want to sponsor this school? Please contact Rob Mangelson at
Rob@tscacolorado.com or
(720) 878-4107.